

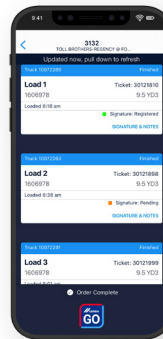


How Paperless Delivery Tickets Work



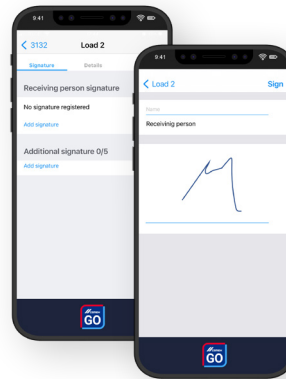
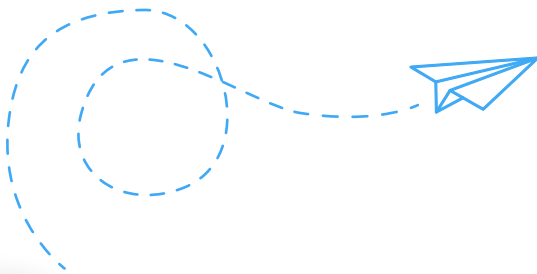
Step 1

The CEMEX driver arrives at the jobsite with the scheduled delivery and locates authorized personnel.




Step 2

On your own device, open the CEMEX Go Track app and locate the appropriate jobsite, delivery, and load(s).



Step 3

Check and confirm the delivery information is accurate, then sign for the delivery in the "Signatures and Notes" section.



Step 4

Tap on the signed load, then tap "View E-Ticket" to download a shareable PDF version of the ticket on your device.



[Click here](#) or scan the QR code to watch a video with more detailed, step-by-step instructions.

If you have questions about paperless delivery tickets, please contact your CEMEX Sales Representative.

Need support?



Phone: 855-25-CEMEX
SMS: 281-213-0290



Email: uscxgosupport@cemex.com



Web: cemexusa.com/go/learning-hub